

BUY NOW 

0.26mm Motion *et*MEMS™ Free Space Attenuator Chip

(Protected by US patents pending)

Product Description

The *et*MEMS™ series of free space variable optic attenuator (FS-VOA) is based on a proprietary patent pending micro-electro-mechanical mechanism featuring exceptionally compact size with large shutter movement, simple construction, and direct drive. The *et*MEMS™ series of FS-VOA is designed to completely block a collimated light beam $\leq 260 \mu\text{m}$ in diameter and be operated in air without the need for hermetic seal and is fully compliant with the Telcordia 1209 and 1221 reliability standards. The device is ideally suited to be integrated into laser and coherent detection systems.

The different movement FS-VOA chip up to 700um is available, please contact us.

Features

- Compact
- High Reliability
- Low IL, PDL, WDL & TDL
- Intrinsic tolerance to ESD

Performance Specifications

FS Series VOA/Shutter	Min	Typical	Max	Unit
Attenuation Resolution		Continuous		
Shutter Movement		260		μm
Response Time		20	60	ms
Optical Power Handling		400		mW
Driving Voltage ^[1]		3.5	4	V
Device Resistance		60 ^[2]	95	Ohm
Power Consumption		190	210	mW
Resonant Frequency	1000			Hz
Operating Temperature	-5		75	°C
Storage Temperature	-40		85	°C
Reliability		Telcordia 1209 and 1221		
Package Dimension		See drawing		mm

Notes:

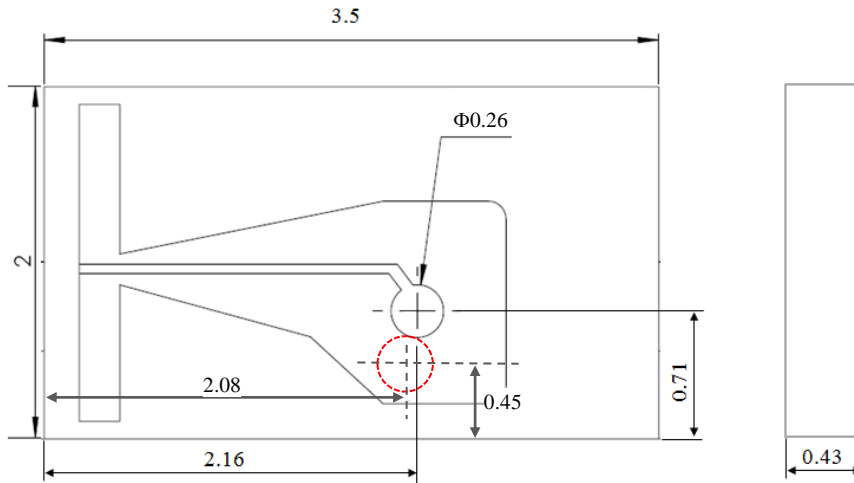
- [1]. For full dynamic range.
- [2]. At voltage 3.5V.



Revised on 01/17/23
(Click here for latest revision)

Free Space *et*MEMS™ Attenuator/Shutter Chip

Mechanical Footprint Dimensions (mm)

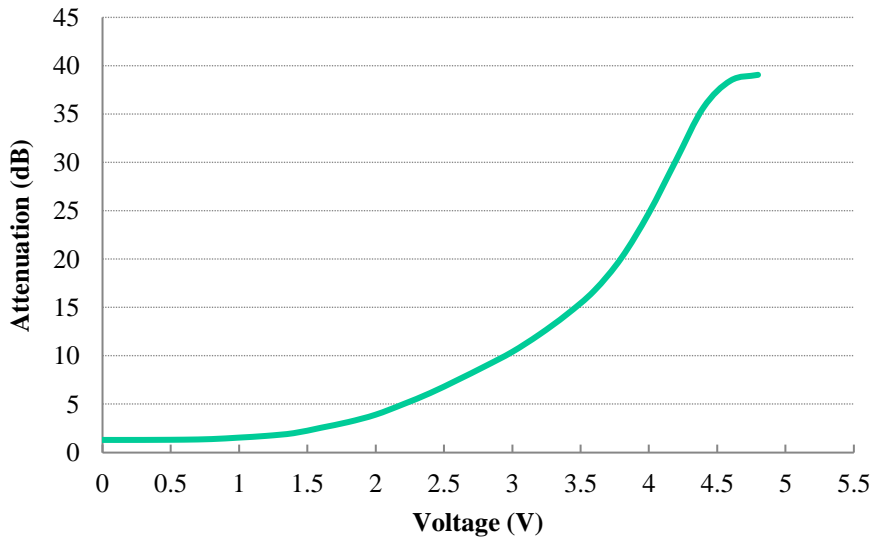


NOTES

- The red dash-line represents the shutter position under $\sim 3.5V$.

*Product dimensions may change without notice. This is sometimes required for non-standard specifications.

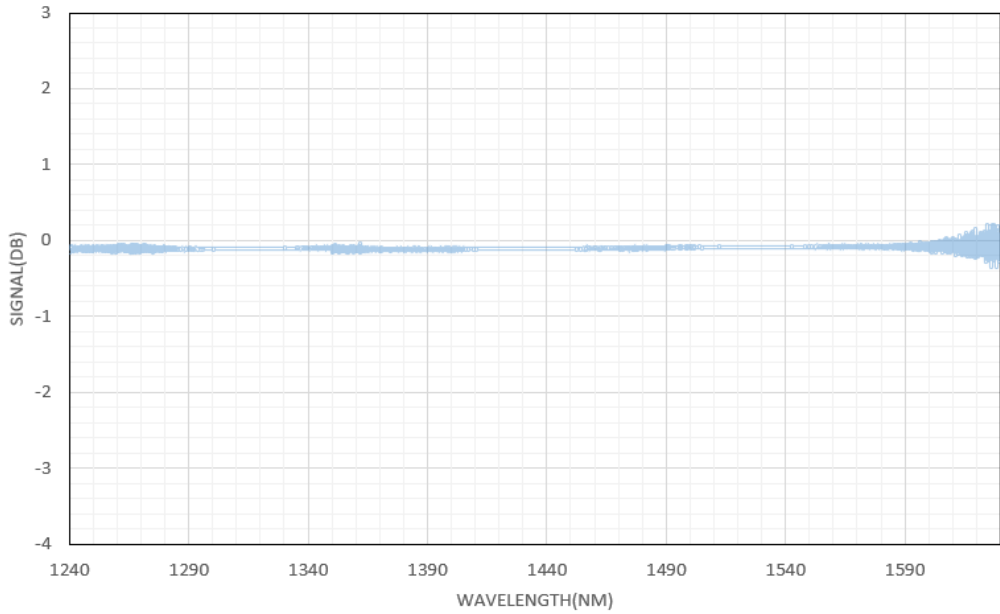
VOA Performance



Free Space *et*MEMS™ Attenuator/Shutter Chip

Typical Insertion Loss vs Wavelength (1240-1630nm)

1x2 MEMS Switch



Free Space *et*MEMS™ Attenuator/Shutter Chip

Electronic Driving Instruction

NOTES

- Electrode pads on front surface are for control voltage without polarity.
- Do not apply more than 5V.

Order Instruction

P/N: FSVOA-26111010C (New standard) FSVOA-261110101-C (Old)

	26	1	<input type="checkbox"/>	1	<input type="checkbox"/>	<input type="checkbox"/>	0	C
Prefix	Shutter size	Wavelength	VOA Type	Shutter Surface	Chip Package	Chip Design	Electric connection	
FSVOA-	Ø260um = 26 ^[1]	Broadband = 1	Standard = 1 Special = 0	Gold = 1	Bare = 2 Surmount = 1 ^[2] Special = 0	Standard = 1 Special = 0	No PIN = 0	

[1]. Different shutter size is available, please check another size FS-VOA chip datasheet.

[2]. Flying wires type; two leads are provided